

CITY OF MISSION VIEJO REQUIREMENTS FOR AUTOMOBILE REPAIR AND MAINTENANCE

Automobile repair and maintenance activities have the potential to contribute pollutants directly to storm drain systems primarily through spills or the dumping of waste fluids. Automotive fluids, such as oils, greases, and solvents, are hydrocarbon based, and may contain metals, chlorinated hydrocarbons, and other toxic compounds. Removal of caked dirt and grime from an automobile increases the sediment load to the storm drain system. The pollution prevention activities outlined in this fact sheet are used to prevent the discharge of pollutants to the storm drain system.

Think before conducting automobile repair and maintenance activities. Remember - *The ocean starts at your front door.*

Required Activities

- Recycle used oil and antifreeze by taking them to service stations and other recycling centers. Never pour oil in storm drains or other areas. Contact the City of Mission Viejo for a list of certified collection centers that will take this waste for free.
- Do not perform repair and maintenance activities during rain events.
- Immediately clean up and contain any spills. Dispose of all waste and adsorbent materials properly.
- Store hazardous materials and wastes (including, but not limited to, fluids, solvents, parts containing fluids, batteries) indoors, under cover, or in watertight containers.
- Perform automobile maintenance and repairs over impervious surfaces such as concrete, so spills and waste material should be readily cleaned up. Use drip pans, plastic sheeting, etc. to contain spills and waste material.
- Dispose of cleaning solvents at a designated hazardous waste collection center.



Recommended Activities

- Conduct auto repair activities at a commercial repair facility
- Perform automobile repair and maintenance activities under a covered area.
- Do not buy fluids containing target pollutants (e.g. degreasers containing PERC).
- Monitor parked or stored vehicles and equipment for leaks and place pans under leaks to collect fluids for proper disposal or recycling.

For additional information contact:
City of Mission Viejo Public Works Department
949-470-3057

CITY OF MISSION VIEJO REQUIREMENTS FOR INDIVIDUAL RESIDENTIAL AUTOMOBILE WASHING



Automobile washing activities have the potential to contribute pollutants because road dust washed from vehicles may contain metals and hydrocarbons. Any leaking fluids washed from the automobile may also be carried to the storm drain by the wash water. Detergents used for automobile washing often contain phosphorus and foaming agents, which contribute to the degradation of our streams and creeks. The pollution prevention activities outlined in this fact sheet should be used to prevent the discharge of pollutants to the storm drain system.

Think before conducting automobile washing activities. Remember - *The ocean starts at your front door.*


Required Activities

- Shake floor mats into trashcan or vacuum to clean. Do not shake over ground.
- If using cleaners (such as acid based wheel cleaners) use a rag to wipe them on and off, do not rinse them off with water.
- If possible, divert runoff from automobile washing to a grassy surface large enough to contain and allow complete infiltration/percolation into the ground.
- Dispose of excess wash water into the sanitary sewer (i.e. via sink, or toilet) or onto a landscaped area that will allow for complete infiltration.
- Conduct engine degreasing at a commercial facility that is set up to handle that type of waste.

Recommended Activities

- When possible, use commercial wash facilities
- Wash vehicles over pervious surfaces such as lawns and gravel areas
- Choose soaps, cleaners, or detergents labeled "non-toxic", "phosphate free", or "biodegradable". Vegetable and citrus-based products are typically safest for the environment.
- Turn off water when not actively washing down automobile.
- If available, use established neighborhood wash areas, where runoff is properly controlled and managed.

For additional information contact:
City of Mission Viejo Public Works Department
949-470-3057



CITY OF MISSION VIEJO AUTOMOBILE PARKING REQUIREMENTS

Parked automobiles may contribute pollutants to the storm drain because poorly maintained vehicles may leak fluids containing hydrocarbons, metals, and other pollutants. In addition, heavily soiled automobiles may drop clods of dirt onto the parking surface, contributing to the sediment load when runoff is present. During rain events, or wash-down activities, the pollutants may be carried into the storm drain system. The pollution prevention activities outlined in this fact sheet should be used to prevent the discharge of pollutants to the storm drain system.

Think before parking your car. Remember - *The ocean starts at your front door.*

Required Activities

- If the automobile is leaking, immediately place a pan or similar collection device under the automobile. Have the vehicle fixed as soon as possible. It is against the law to allow vehicles to drip vehicle fluids onto the City's streets.
- Use dry cleaning methods to remove any materials deposited by vehicles (e.g. adsorbents for fluid leaks, sweeping for soil clod deposits).

Recommended Activities

- If possible, remove vehicles from the street on designated street sweeping day.
- If possible, limit vehicle parking to covered areas.
- Perform routine maintenance to minimize fluid leaks, and maximize fuel efficiency.

For additional information contact:
City of Mission Viejo Public Works Department
949-470-3057



CITY OF MISSION VIEJO REQUIREMENTS FOR HOME AND GARDEN CARE ACTIVITIES

HOME CARE

Many hazardous materials may be used in and around residences during routine maintenance activities (such as: oils, paints, cleaners, bleaches, pesticides, glues, solvents, and other products). Improper or excessive use of these products can increase the potential for pollutants to be transported to the storm drain by runoff. The pollution prevention activities outlined in this fact sheet should be used to prevent the discharge of pollutants to the storm drain system.

Think before conducting home care activities. Remember - *The ocean starts at your front door.*

Required Activities

- Clean out painting equipment in an area where the waste can be contained and properly disposed of (preferably into the sewer). Use a sink connected to the sewer to clean brushes, rollers, etc. It is illegal to wash out paint in the gutter, street, or any other area, which ultimately drains to the storm drain system. *Note: oil based paints/products should be disposed of at a household hazardous waste center.*
- Rinse off cement mixers and cement laden tools in a contained washout area. Dispose of dried concrete waste in household trash.
- If safe, contain, clean up, and properly dispose all household hazardous waste spills. If an unsafe condition exists, call 911 to activate the proper response team.
- Household hazardous materials must be stored indoors or under cover, and in closed and labeled containers. Dispose of them at a household hazardous waste center.
- Household wash waters (e.g. washer machine effluent, mop water, etc.) must be disposed of in the sanitary sewer.
- Pool and spa water may be discharged to the storm drain if residual chlorine is less than 0.1 mg/L, the pH is between 6.5 and 8.5, and the water is free from any unusual coloration and filter media. Pool filter media must be contained and disposed of properly.

Recommended Activities

- Only purchase the types and amounts of materials needed.
- Share unused portions of products with neighbors or community programs (latex paint)

For additional information contact:
City of Mission Viejo Public Works Department
949-470-3057

GARDEN CARE

Garden activities may contribute pollutants via soil erosion, green waste, fertilizer and pesticide use. Plant and garden care activities such as landscape maintenance, fertilization, and pesticide application have the potential to discharge significant quantities of pollutants to the storm drain system. Non-vegetated surfaces may allow for significant erosion leading to high sediment loads. Other pollutants such as pesticides may adsorb into the soil particles and be transported off site. Excess fertilizer and pesticide pollutants from over application may be carried to the storm drain by dissolving in irrigation runoff or rainwater. Green wastes may also contain organic matter and may have adsorbed fertilizers and pesticides.

Excessive irrigation is often the most significant factor in home and garden care activities. Pollutants may dissolve in irrigation water and then be transported to the storm drain, or particles and materials coated with fertilizers and pesticides may be suspended in the irrigation flow and carried to the storm drain. The pollution prevention activities outlined in this fact sheet should be used to prevent the discharge of pollutants to the storm drain system.

Think before conducting garden care activities. Remember - *The ocean starts at your front door.*

Required Activities

- Irrigation systems must be properly adjusted to reflect seasonal water needs.
- Minimize the use of pesticides and fertilizers. Read the labels and follow directions to avoid improper use. Do not apply chemicals if it is windy or about to rain.
- Properly clean up and dispose of spills of gardening chemicals, fertilizers, or soils. If possible, return the spilled material to the container for future use. **Never** use a hose to wash down spills into the gutter.
- Lawn and garden care products must be stored in closed labeled containers, in covered areas, or off-ground and under protective tarps.
- Household hazardous waste must be properly disposed at a household hazardous waste center.
- Cover non-vegetated surfaces to prevent erosion.

Recommended Activities

- Use drought and insect resistant landscaping.
- Cultivate garden often to control weeds
- Use integrated pest management (IPM). Planting pest repelling plants (e.g. Marigolds) or using pest eating insects (e.g. ladybugs) may reduce the need for pesticides.
- Do not leave food (human or pet) outside overnight
- Remove fruit and garden waste

For additional information contact:
City of Mission Viejo Public Works Department
949-470-3057



CITY OF MISSION VIEJO REQUIREMENTS FOR THE DISPOSAL OF PET WASTES

Pet waste left in the environment may introduce solids, bacteria, and nutrients to the storm drain. The type and quantity of waste will dictate the proper disposal method. Small quantities of waste are best disposed with regular trash or flushed down a toilet. Large quantities of wastes from herbivore animals may be composted for subsequent use or disposal to landfill.


Pick up after your pet! It's as easy as 1-2-3. 1) Bring a bag. 2) Clean it up. 3) Dispose of it properly (toilet or trash). The pollution prevention activities outlined in this fact sheet should be used to prevent the discharge of pollutants to the storm drain system.

Think before you dispose of any pet wastes. Remember - *The ocean starts at your front door.*

Required Activities

- All pet wastes must be picked up and properly disposed of. Pet waste should be disposed of in the regular trash, flushed down a toilet, or composted as type and quantities dictate.
- In order to properly dispose of pet waste, carry bags, pooper-scooper, or equivalent to safely pick up pet wastes while walking with pets.
- Bathe pets indoors and use less toxic shampoos. When possible, have pets professionally groomed.
- Properly inoculate your pet in order to maintain their health and reduce the possibility of pathogens in pet wastes.

For additional information contact:
City of Mission Viejo Public Works Department
949-470-3057



CITY OF MISSION VIEJO REQUIREMENTS FOR THE DISPOSAL OF GREEN WASTE

Green waste entering the storm drain may clog the system creating flooding problems. Green waste washed into our creeks and the ocean create an oxygen demand as they are decomposed, reducing the available oxygen for aquatic life. Pesticide and nutrient residues may be carried to our creeks and ocean with the green waste. The pollution prevention activities outlined in this fact sheet should be used to prevent the discharge of pollutants to the storm drain system.

Think before disposing of any green waste – Remember - *The ocean starts at your front door.*


Required Activities

- Green waste cannot be disposed of in the street, gutter, public right-of-way, or storm drain. Dispose of green waste in the receptacle provided by the City's waste hauler. If the quantities are too large, arrange a pick up with the local waste hauler.
- After conducting yard or garden activities, sweep the area and properly dispose of the clippings and waste. Do not sweep, wash, or blow clippings into the street or gutter.

Recommended Activities

- Utilize a commercial landscape company/gardener to conduct the landscape activities and waste disposal. (Monitor their performance to make sure they are complying with these requirements).
- Utilize native plants and drought tolerant species to reduce the water use and green waste produced.
- Use a lawn mower that has a mulcher so that the grass clippings remain on the lawn and do not have to be collected and disposed of.
- Compost materials in a designated area within the yard.
- Recycle lawn clippings and green waste in the receptacles provided by the City's waste hauler.

For additional information contact:
City of Mission Viejo Public Works Department
949-470-3057



HOUSEHOLD HAZARDOUS WASTE

Household hazardous wastes (HHW) are defined as waste materials which are typically found in homes or similar sources, which exhibit characteristics such as: corrosivity, ignitability, reactivity, and/or toxicity, or are listed as hazardous materials by EPA.

List of most common HHW products:

Drain openers
Oven cleaners
Wood and metal cleaners and polishes
Automotive oil and fuel additives
Grease and rust solvents
Carburetor and fuel injection cleaners
Starter fluids
Batteries
Paint Thinners
Paint strippers and removers
Adhesives
Herbicides
Pesticides
Fungicides/wood preservatives

Many types of waste can be recycled, however options for each waste type are limited. Recycling is always preferable to disposal of unwanted materials. All gasoline, antifreeze, waste oil, and lead-acid batteries can be recycled. Latex and oil-based paint can be reused, as well as recycled. Materials that cannot be reused or recycled should be disposed of at a properly permitted landfill.

Think before disposing of any household hazardous waste. Remember - *The ocean starts at your front door.*

The California Integrated Waste Management Board has a Recycling Hotline (800) 553-2962, that provides information and recycling locations for used oil.




Required Activities

- Dispose of HHW at a local collection facility. Call (714) 834-6752 for the household hazardous waste center closest to your area. The City of Mission Viejo also holds an annual Household Hazardous Waste collection day within the City once per year.
- Household hazardous materials must be stored indoors or under cover, and in closed and labeled containers.
- If safe, contain, clean up, and properly dispose all household hazardous waste spills. If an unsafe condition exists, call 911 to activate the proper response team.

Recommended Activities

- Use non-hazardous or less-hazardous products.
- Participate in HHW reuse and recycling. Call (714) 834-6752 for the participating household hazardous waste centers.

For additional information contact:
City of Mission Viejo Public Works Department
949-470-3057



CITY OF MISSION VIEJO REQUIREMENTS FOR WATER CONSERVATION

Excessive irrigation and/or the overuse of water are often the most significant factor in transporting pollutants to the storm drain system. Pollutants from a wide variety of sources including automobile repair and maintenance, automobile washing, automobile parking, home and garden care activities and pet care may dissolve in the water and can be transported to the storm drain. In addition, particles and materials coated with fertilizers and pesticides may be suspended in the flow and be transported to the storm drain.

Hosing off outside areas to wash them down not only consumes large quantities of water, but also transports any pollutants, sediments, and waste to the storm drain system. The pollution prevention activities outlined in this fact sheet should be used to prevent the discharge of pollutants to the storm drain system.

Think before using water. Remember - *The ocean starts at your front door.*


Required Activities

- Irrigation systems must be properly adjusted to reflect seasonal water needs.
- Do not hose off outside surfaces to clean, sweep with a broom instead. If this is not adequate, use a mop and dispose of the water in a sink or toilet. It is illegal to wash off the sidewalk, patio, or driveway if the water will flow into the gutter, and ultimately the storm drain.

Recommended Activities

- Fix any leaking faucets and eliminate unnecessary water sources.
- Use drought tolerant landscaping to reduce the watering needs.
- Do not over water lawns or gardens. Over watering wastes water and promotes diseases.
- Wash automobiles at a commercial car wash.

For additional information contact:
City of Mission Viejo Public Works Department
949-470-3057



CITY OF MISSION VIEJO REQUIREMENTS FOR THE DISPOSAL OF TRASH/WASTE

Rotting food and trash often contain high levels of bacteria. If this trash/waste is spilled in the street or gutter or on the ground, it may ultimately be washed into our creeks and into the ocean untreated. Unlike our sewer system, storm drains flow directly into our creeks and the ocean without any disinfection. High bacteria levels can cause health risks to humans who come into contact with this water. In addition, high bacteria levels result in beach closures.

Help Protect the Environment, keep your lids closed! Remember - ***The ocean starts at your front door.***

Trashcans and dumpsters left open/uncovered can pollute the environment in several ways. Here are just a few:

- Rainwater that collects inside can leak out carrying pollutants and bacteria into our creeks and the ocean untreated.
- Wind can carry trash out into our streets and neighborhoods.
- Wildlife animals and rodents can gain access to this waste, which can propagate the spread of disease and bacteria.

There are several things you can do to help.

- ✓ Always keep trashcan lids closed. Waste Management of Orange County will replace residential containers and commercial dumpsters in Mission Viejo **at no charge** if they have missing or damaged lids, leak, or are in disrepair. Contact Waste Management Customer Service Center at 949-642-1191 to arrange for a replacement.
- ✓ Avoid overfilling trashcans. Contact Waste Management to obtain additional containers if your existing container is not big enough to handle all of your waste. (additional Green Waste and Recycling Containers are FREE!)
- ✓ Never hose down trashcans or trash enclosure areas if the water will run out into the street or gutter. This water will likely contain pollutants and bacteria that will flow directly into our creeks and the ocean untreated. In addition, this is illegal if the water will ultimately enter the storm drain system. These areas should be cleaned by sweeping and/or mopping (used mop water should be disposed of in a sink or toilet).
- ✓ Remove your trash containers from the street as soon as possible. Typically, the street sweeper is scheduled to be in your neighborhood the day after your trash collection day, every other week. When trash containers, vehicles, basketball hoops, or boats are in the street, the sweepers must go around them and their effectiveness is drastically reduced.
- ✓ For more information about what you can do to prevent stormwater pollution, call the Public Works Department at 949-470-3095.